

ORDER FORM - ARTA QL PNJ I

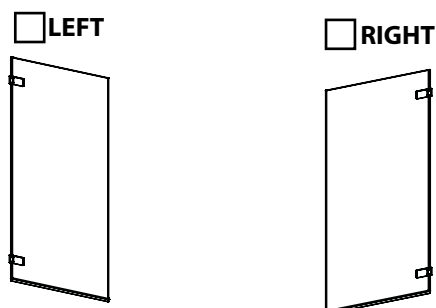
ART. No.:

GLASS COLOUR:
(IF THIS OPTION IS POSSIBLE)

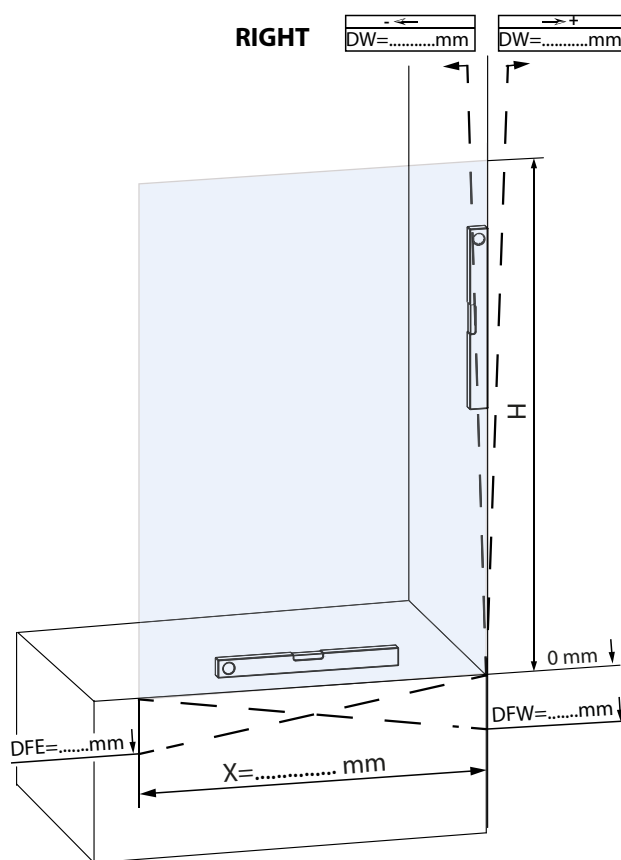
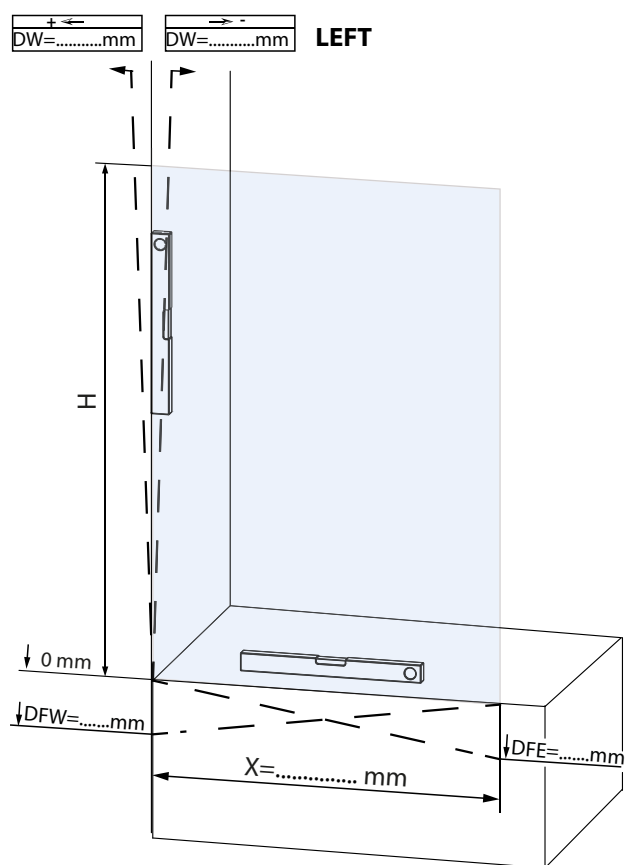
CONTACT DETAILS

FIRST NAME and LAST NAME: _____
TEL: _____
E-MAIL: _____

ARTA QL PNJ I



(X from 300 to 1000 mm)



H – BATHTUB SCREEN HEIGHTmm
Bathtub screen height measured from level 0
(H from 1000 to 1500 mm)

ADDITIONAL REMARKS:

NOTE:

The highest point of the bathtub is the level 0

MARKING:

- X – bathtub screen width
- DFW/DFE – Difference from the level 0.
The deviation value can only be smaller or equal to 0 (e.g. -7 mm, means 7 mm below level 0)
- DFW – wall deviation
- DFE – deviation measured at the end of the bathtub screen
- DW – vertical deviation of the wall (measured at height H)

DATE OF MEASUREMENT, SIGN OF RADAWAY'S CERTIFICATE INSTALLER