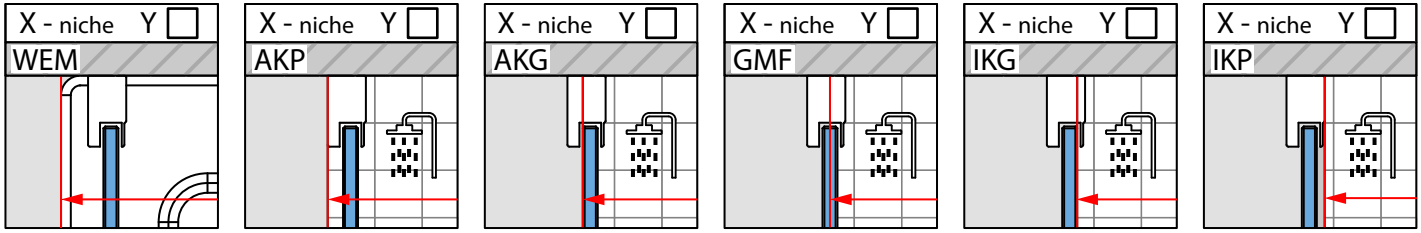


CUSTOMER DATA: _____
 SERIES AND MODEL: _____ INSTALLER DATA: _____
 FITTINGS COLOR: _____
 GLASS COLOR: _____

MOUNTING PROFILES:		L	R
COMPLIES WITH SERIES AND MODELS		<input type="checkbox"/>	<input type="checkbox"/>
OTHER:		<input type="checkbox"/>	<input type="checkbox"/>
OTHER:		<input type="checkbox"/>	<input type="checkbox"/>

MEASUREMENT METHODS:



MAIN DRAWING

CONSTRUCTION HEIGHT AT "0" POINT:

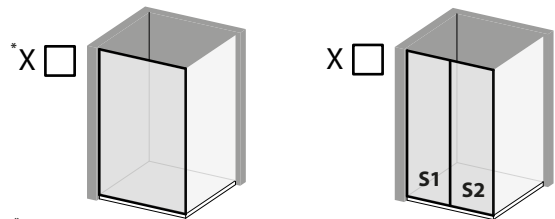
STANDARD

OTHER:

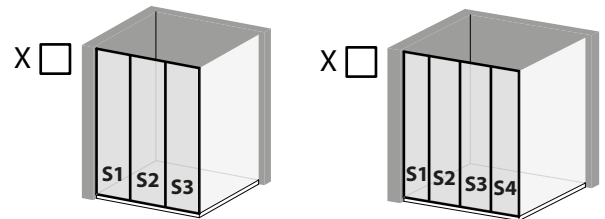
MEASURE AND GIVE DEVIATIONS: (A BLANK FIELD MEANS NO DEVIATION)

DL	<input type="text"/> + <input type="text"/> - <input type="text"/>	DR	<input type="text"/> - <input type="text"/> + <input type="text"/>
	0		0
DW1	<input type="text"/> + <input type="text"/> - <input type="text"/>	DW2	<input type="text"/> + <input type="text"/> - <input type="text"/>
	0		0

CHOOSE THE VARIANT OF THE LAYOUT:



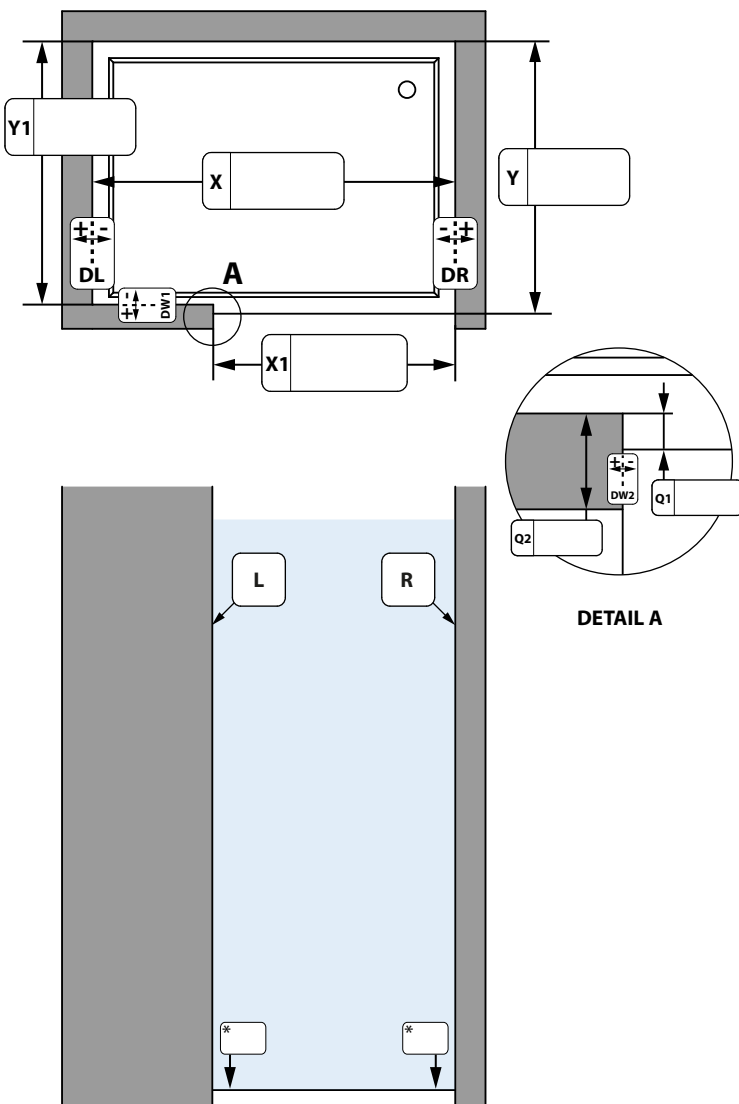
* DIMENSIONS ACCORDING TO THE MAIN DRAWING



GIVE DIMENSIONS AND METHOD OF INTERPRETATION:

X	
S1	
S2	
S3	
S4	

ENTRANCE: X SIDE



* INDICATE "0" POINT(S) AND SPECIFY DEVIATION(S) AS A NEGATIVE VALUE
 POINT(S) "0" IS/ARE THE HIGHEST POINT(S) ON THE FLOOR / SHOWER TRAY / L-SHAPE WALL

 ATTENTION, RADAWAY, FOR TECHNOLOGICAL REASONS, RESERVES THE POSSIBILITY OF MAKING CONSTRUCTION CHANGES.

REMARKS: _____