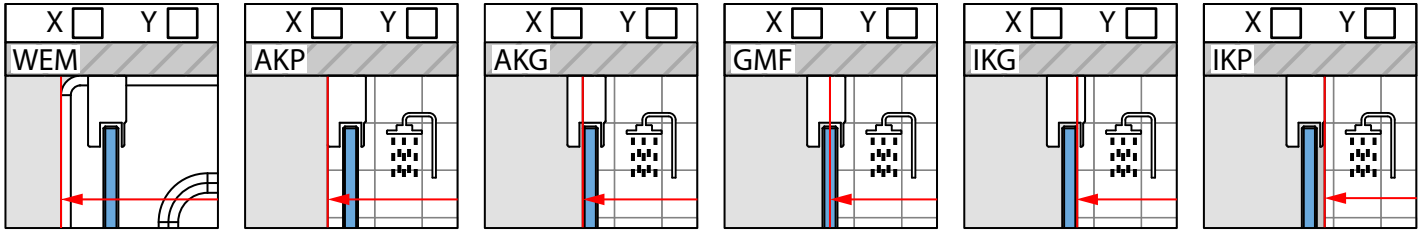


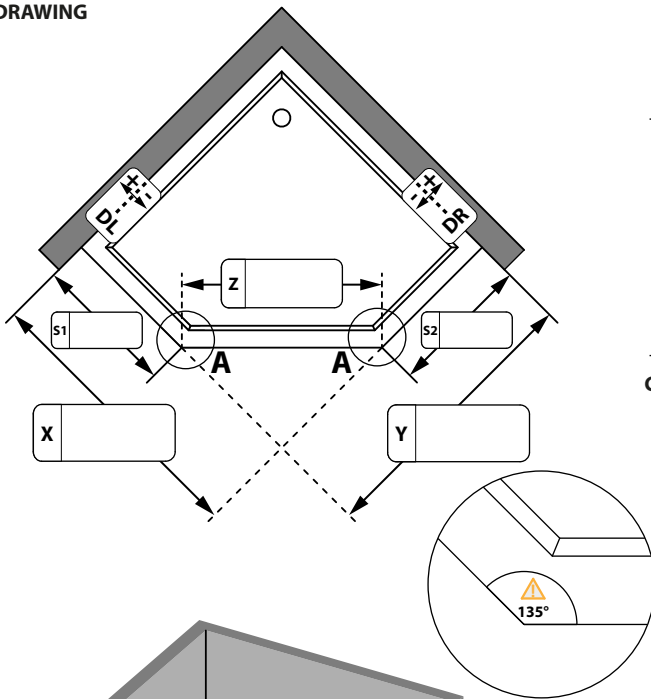
CUSTOMER DATA: \_\_\_\_\_  
 SERIES AND MODEL: \_\_\_\_\_ INSTALLER DATA: \_\_\_\_\_  
 FITTINGS COLOR: \_\_\_\_\_  
 GLASS COLOR: \_\_\_\_\_

MOUNTING PROFILE:	X	Y
COMPLIES WITH SERIES AND MODELS	<input type="checkbox"/>	<input type="checkbox"/>
OTHER:	<input type="checkbox"/>	<input type="checkbox"/>
OTHER:	<input type="checkbox"/>	<input type="checkbox"/>

MEASUREMENT METHODS: ENTRANCE  SIDE „X”  SIDE „Y”



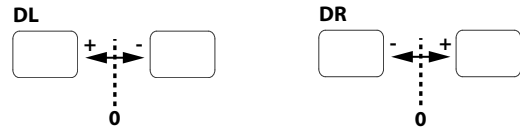
**MAIN DRAWING**



**CONSTRUCTION HEIGHT AT "0" POINT:**

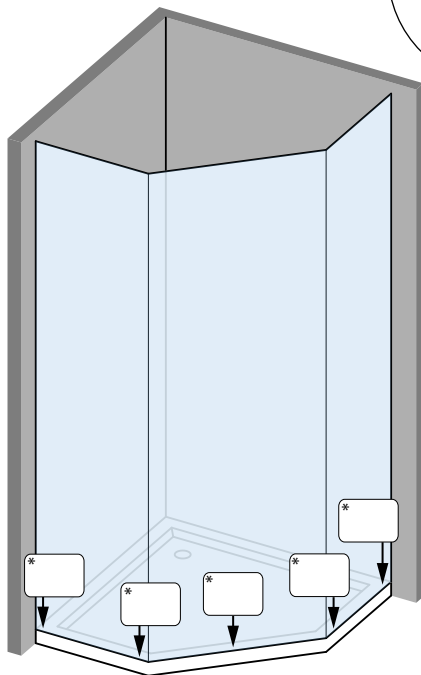
STANDARD  OTHER: .....

**MEASURE AND GIVE DEVIATIONS (A BLANK FIELD MEANS NO DEVIATION)**



**CHOOSE THE VARIANT OF THE LAYOUT OF THE BUILDING WALLS FOR X AND Y:**

	X	Y
S1		
S2		



**DETAIL A**

\* INDICATE "0" POINT(S) AND SEPCIFY DEVIATION(S) AS A NEGATIVE VALUE  
 POINT(S) "0" IS/ARE THE HIGHEST POINT(S) ON THE FLOOR / SHOWER TRAY / L-SHAPE WALL

 ATTENTION, RADAWAY, FOR TECHNOLOGICAL REASONS, RESERVES THE POSSIBILITY OF MAKING CONSTRUCTION CHANGES.

REMARKS: \_\_\_\_\_