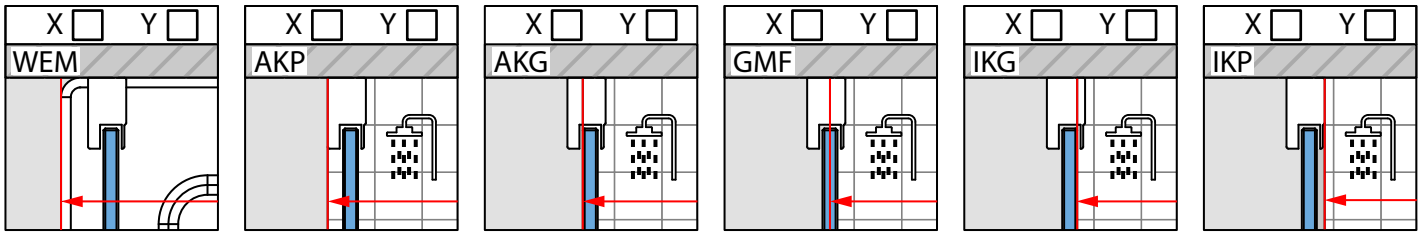


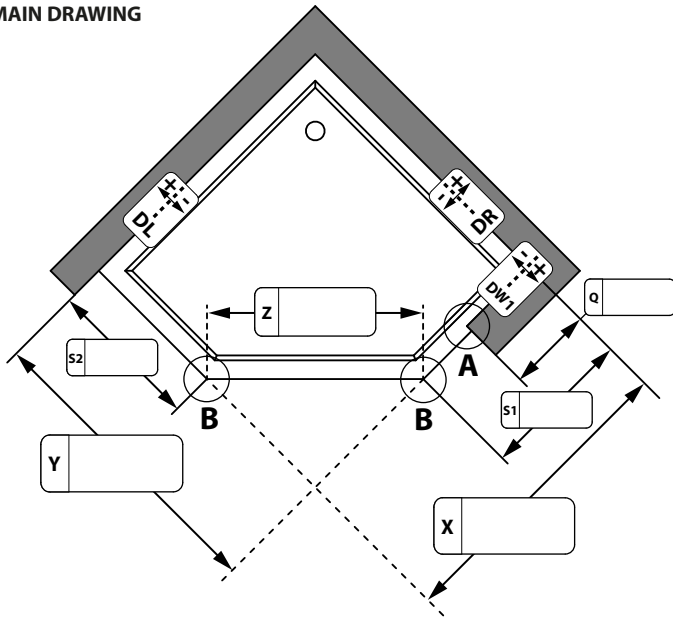
CUSTOMER DATA: _____
 SERIES AND MODEL: _____ INSTALLER DATA: _____
 FITTINGS COLOR: _____
 GLASS COLOR: _____

| | | |
|---------------------------------|--------------------------|--------------------------|
| MOUNTING PROFILE: | X | Y |
| COMPLIES WITH SERIES AND MODELS | <input type="checkbox"/> | <input type="checkbox"/> |
| OTHER: | <input type="checkbox"/> | <input type="checkbox"/> |
| OTHER: | <input type="checkbox"/> | <input type="checkbox"/> |

MEASUREMENT METHODS: ENTRANCE SIDE „X” SIDE „Y”



MAIN DRAWING



CONSTRUCTION HEIGHT AT "0" POINT:

STANDARD

OTHER:

MEASURE AND GIVE DEVIATIONS (A BLANK FIELD MEANS NO DEVIATION)

DL + -
 0

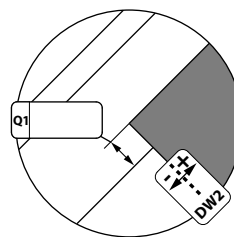
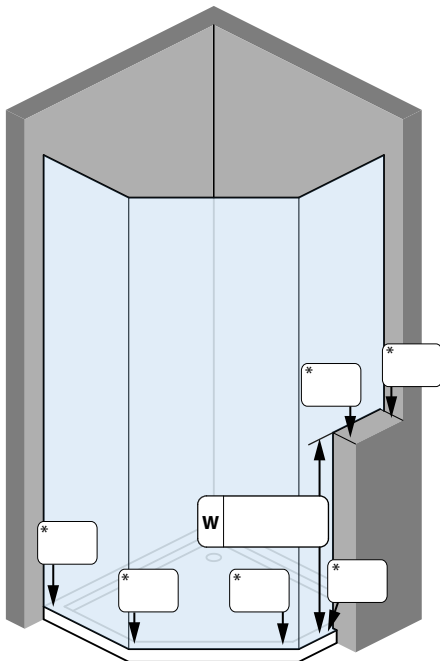
DW1 - +
 0

DR - +
 0

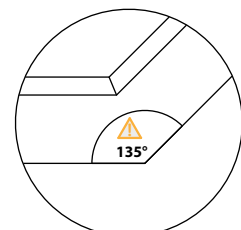
DW2 - +
 0

CHOOSE THE VARIANT OF THE LAYOUT OF THE BUILDING WALLS FOR X AND Y:

| | X | Y |
|----|--------------------------|--------------------------|
| S1 | <input type="checkbox"/> | <input type="checkbox"/> |
| S2 | <input type="checkbox"/> | <input type="checkbox"/> |



DETAIL A



DETAIL B

* INDICATE "0" POINT(S) AND SEPCIFY DEVIATION(S) AS A NEGATIVE VALUE
 POINT(S) "0" IS/ARE THE HIGHEST POINT(S) ON THE FLOOR / SHOWER TRAY / L-SHAPE WALL

 ATTENTION, RADAWAY, FOR TECHNOLOGICAL REASONS, RESERVES THE POSSIBILITY OF MAKING CONSTRUCTION CHANGES.

REMARKS: _____