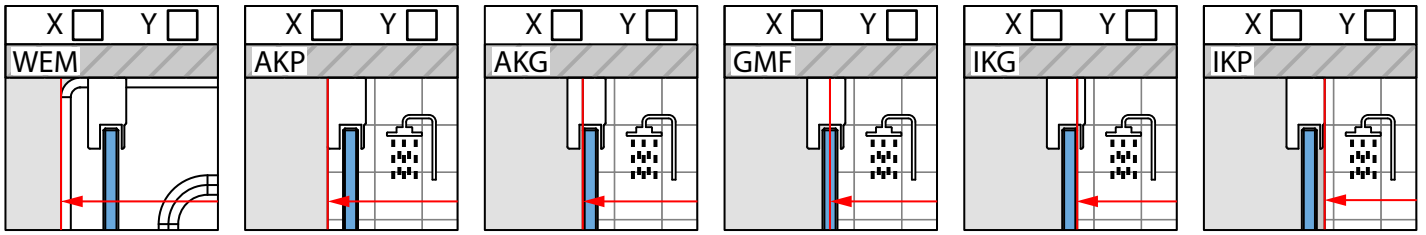


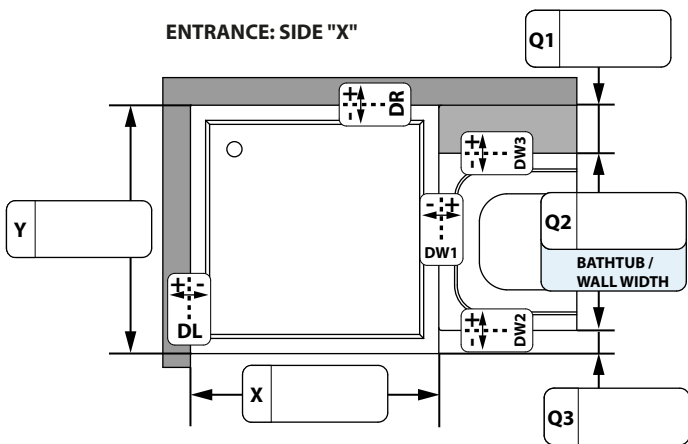
CUSTOMER DATA: \_\_\_\_\_  
 SERIES AND MODEL: \_\_\_\_\_ INSTALLER DATA: \_\_\_\_\_  
 FITTINGS COLOR: \_\_\_\_\_  
 GLASS COLOR: \_\_\_\_\_ HORIZONTAL GASKET  WITH A STRIP  WITHOUT A STRIP

MOUNTING PROFILE:	X	Y
COMPLIES WITH SERIES AND MODELS	<input type="checkbox"/>	<input type="checkbox"/>
OTHER:	<input type="checkbox"/>	<input type="checkbox"/>
OTHER:	<input type="checkbox"/>	<input type="checkbox"/>

MEASUREMENT METHODS:



MAIN DRAWING



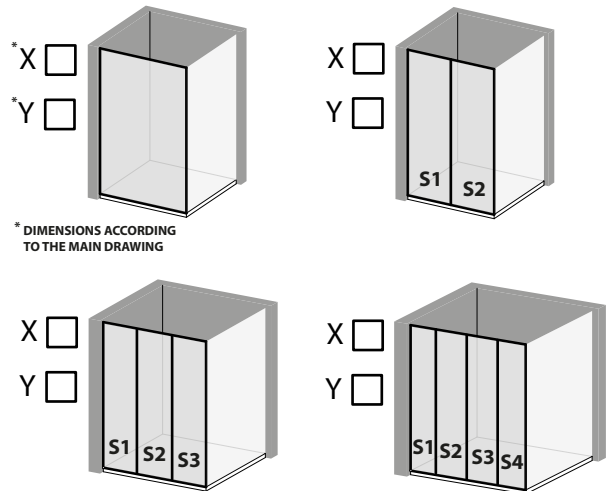
CONSTRUCTION HEIGHT AT "0" POINT:

STANDARD  OTHER: .....

MEASURE AND GIVE DEVIATIONS (A BLANK FIELD MEANS NO DEVIATION)

DL	<input type="text"/> + <input type="text"/> - <input type="text"/>	DR	<input type="text"/> - <input type="text"/> + <input type="text"/>
	0		0
DW1	<input type="text"/> - <input type="text"/> + <input type="text"/>	DW2	<input type="text"/> - <input type="text"/> + <input type="text"/>
	0		0
		DW3	<input type="text"/> - <input type="text"/> + <input type="text"/>
			0

CHOOSE THE VARIANT OF THE LAYOUT OF THE BUILDING WALLS FOR X AND Y:



GIVE DIMENSIONS AND METHOD OF INTERPRETATION:

	X	Y
S1		
S2		
S3		
S4		

\* INDICATE "0" POINT(S) AND SEPCIFY DEVIATION(S) AS A NEGATIVE VALUE  
 POINT(S) "0" IS/ARE THE HIGHEST POINT(S) ON THE FLOOR / SHOWER TRAY / L-SHAPE WALL  
 W1, W2 TO BE MEASURED FROM THE SHOWER ENCLOSURE BASE.

 ATTENTION, RADAWAY, FOR TECHNOLOGICAL REASONS, RESERVES THE POSSIBILITY OF MAKING CONSTRUCTION CHANGES.

REMARKS: \_\_\_\_\_