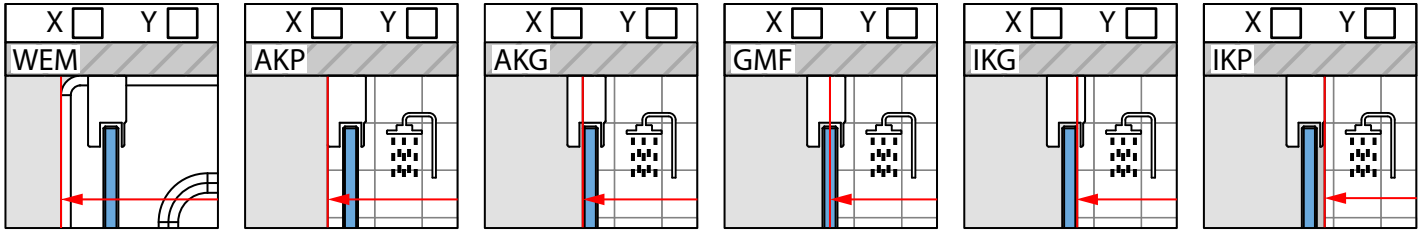


CUSTOMER DATA: _____
 SERIES AND MODEL: _____ INSTALLER DATA: _____
 FITTINGS COLOR: _____
 GLASS COLOR: _____ HORIZONTAL GASKET WITH A STRIP WITHOUT A STRIP

MOUNTING PROFILE:	X	Y
COMPLIES WITH SERIES AND MODELS	<input type="checkbox"/>	<input type="checkbox"/>
OTHER:	<input type="checkbox"/>	<input type="checkbox"/>
OTHER:	<input type="checkbox"/>	<input type="checkbox"/>

MEASUREMENT METHODS:



MAIN DRAWING

CONSTRUCTION HEIGHT AT "0" POINT:

STANDARD

OTHER:

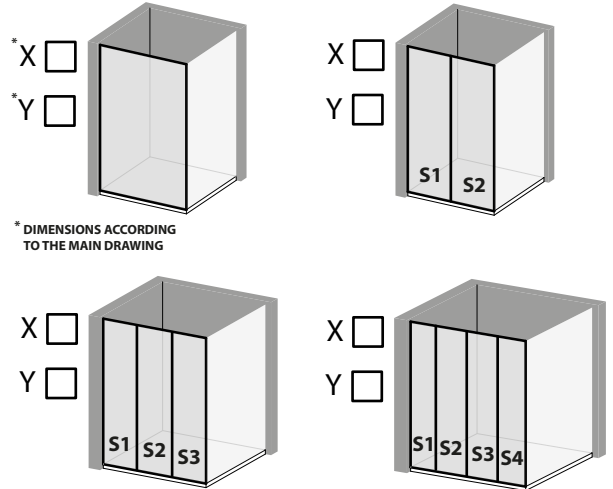
MEASURE AND GIVE DEVIATIONS (A BLANK FIELD MEANS NO DEVIATION)

DL + - 0

DW - + 0

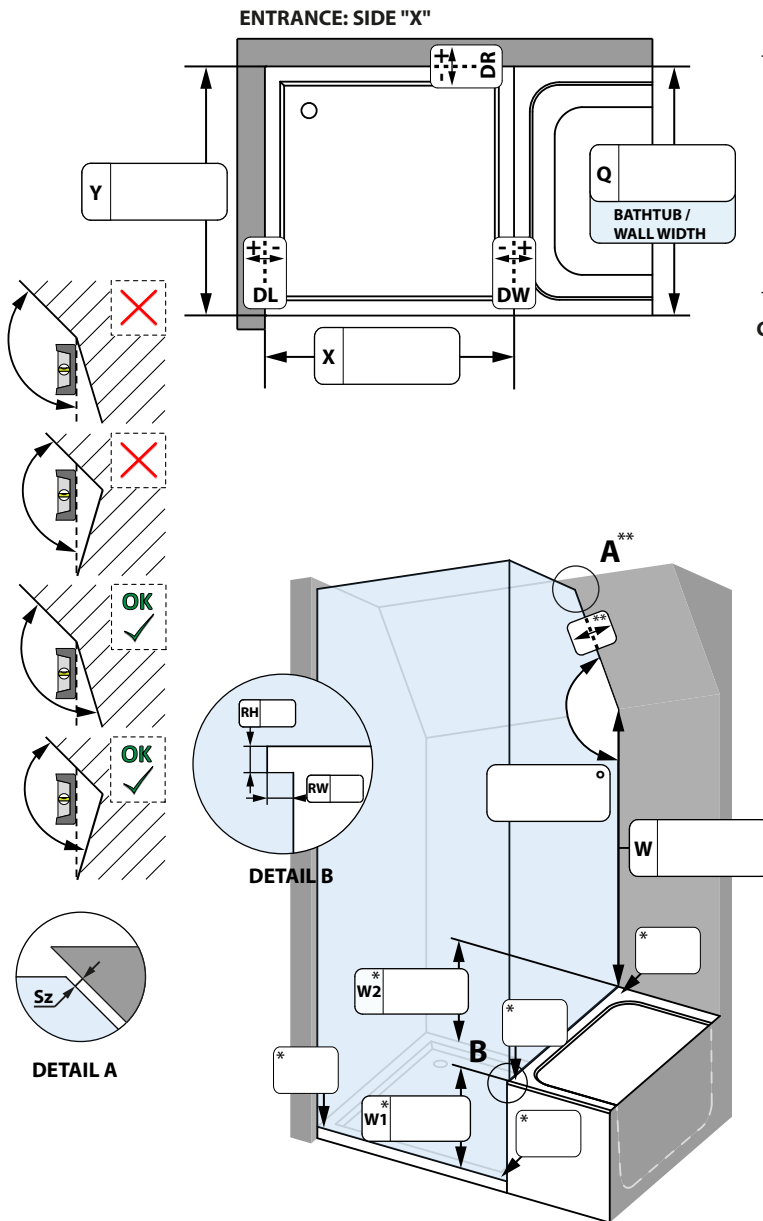
DR - + 0

CHOOSE THE VARIANT OF THE LAYOUT OF THE BUILDING WALLS FOR X AND Y:



GIVE DIMENSIONS AND METHOD OF INTERPRETATION:

	X	Y
S1		
S2		
S3		
S4		



* INDICATE "0" POINT(S) AND SEPCIFY DEVIATION(S) AS A NEGATIVE VALUE
 POINT(S) "0" IS/ARE THE HIGHEST POINT(S) ON THE FLOOR / SHOWER TRAY / L-SHAPE WALL
 W1, W2 TO BE MEASURED FROM THE SHOWER ENCLOSURE BASE.

** CHECK THE FLATNESS OF THE CEILING AND DESCRIBE ANY CURVES. STANDARD IS 4 MM FOR FIXED PARTS,
 10 MM FOR SINGLE DOORS, 15 MM FOR BIFOLD DOORS, CONSIDER INCREASING THE GAP.

 ATTENTION, RADAWAY, FOR TECHNOLOGICAL REASONS, RESERVES THE POSSIBILITY OF MAKING CONSTRUCTION CHANGES.

REMARKS: _____