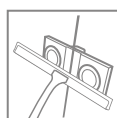
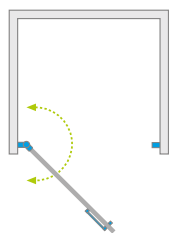


Arta DWJ I / QL DWJ I



Profile finish:



03 Chrome+



Arta DWJ I + Giaros C

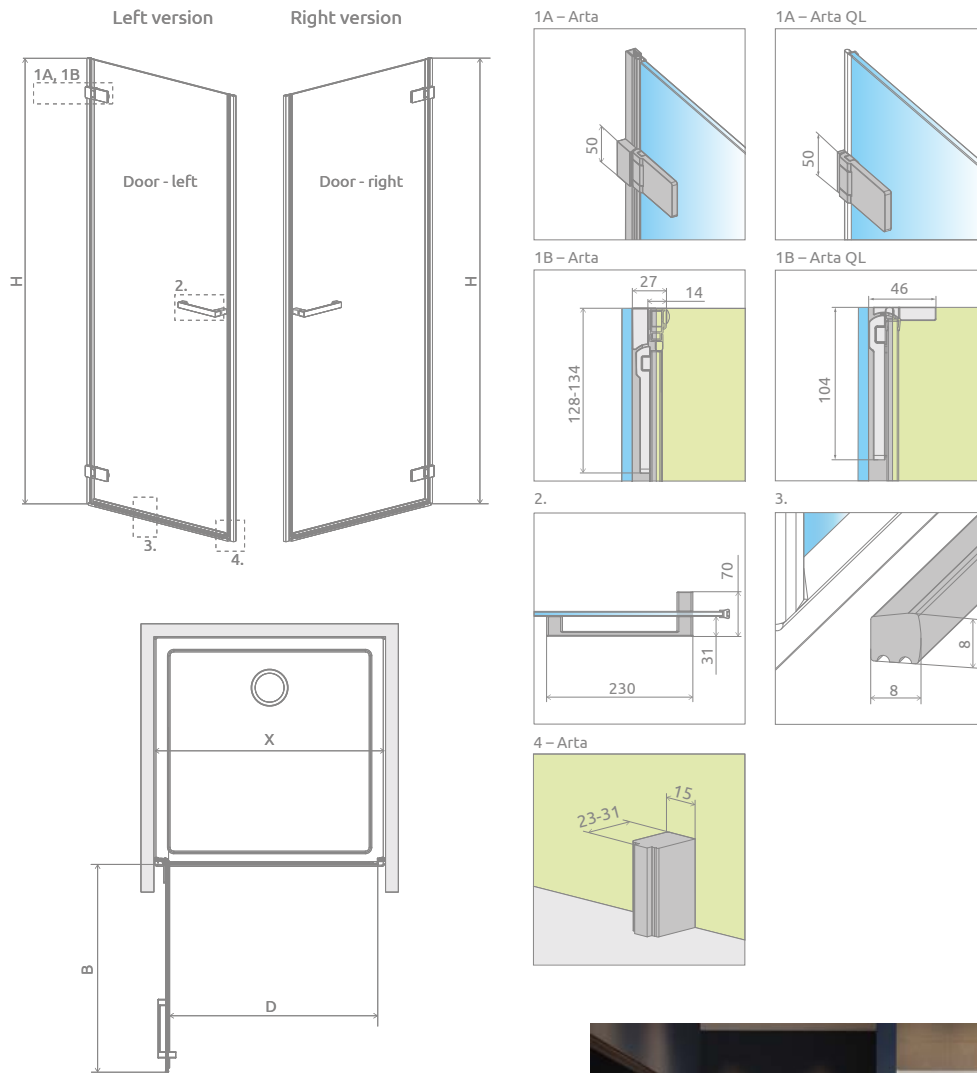


For the QL DWJ I model, use the configurator (www.konfigurator.radaway.eu) or fill in the order form for a non-standard product.


Model	Width of niche (X)	Height (H)	TRANSPARENT GLASS
			Art. No.
DWJ I 70 L	693-707	2000	386070-03-01L
DWJ I 70 R	693-707	2000	386070-03-01R
DWJ I 80 L	793-807	2000	386071-03-01L
DWJ I 80 R	793-807	2000	386071-03-01R
DWJ I 90 L	893-907	2000	386072-03-01L
DWJ I 90 R	893-907	2000	386072-03-01R
DWJ I 100 L	993-1007	2000	386073-03-01L
DWJ I 100 R	993-1007	2000	386073-03-01R
QL DWJ I 50-100 L	500-1000	2000	10102503-03-01L
QL DWJ I 50-100 R	500-1000	2000	10102503-03-01R

■ – available only in the “Made to Measure” programme. Please specify the product dimension.

TECHNICAL DRAWINGS




Model	X	B	D	H
DWJ I 70	693-707	614	616	2000
DWJ I 80	793-807	714	716	2000
DWJ I 90	893-907	814	816	2000
DWJ I 100	993-1007	914	916	2000




For the Arta QL shower enclosure, dimensions according to the configurator.

ADDITIONAL OPTIONS

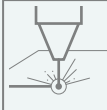
Arta




MADE TO MEASURE
p. 5



GLASS VARIANTS
p. 9



PRINT/ENGRAVING ON GLASS
p. 22/26



MAXIMUM HEIGHT
230 cm
p. 15

RECOMMENDED SHOWER TRAYS



Dimensions are given in mm.