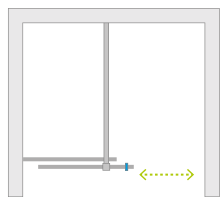


# Furo DWJ

Other colour versions of products from the series can be found on p. 112



Profile finish:

**Glossy:**

**Matte:**



01 Chrome 09 Gold 54 Black

**Brushed:**



91 Nickel 99 Gold 92 GunMetal 93 Copper



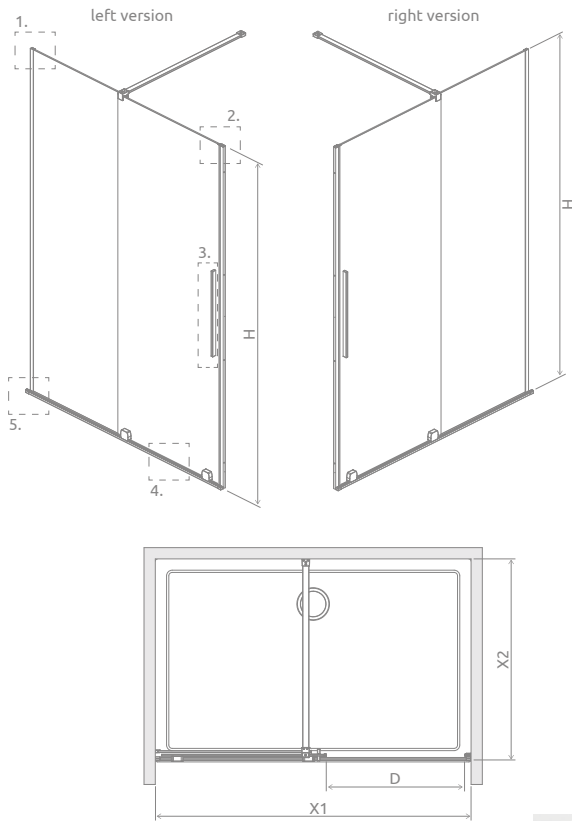
Furo DWJ + Teos F

Shower enclosure set consists of 2 parts: shower door and front wall. Please specify both article numbers when making an order.

In the article number, the symbol "XX" should be replaced with the symbol of the selected colour: 09, 91, 92, 93, 99


Model	Element	TRANSPARENT GLASS		
		profile finish: <b>CHROME</b> Art. No.	profile finish: <b>BLACK</b> Art. No.	profile finish: <b>OTHERS</b> Art. No.
DWJ 90 L	DWJ door 472 L	10107472-01-01L	10107472-54-01L	10107472-XX-01L
	Front wall 430	10110430-01-01	10110430-01-01	10110430-01-01
DWJ 90 R	DWJ door 472 R	10107472-01-01R	10107472-54-01R	10107472-XX-01R
	Front wall 430	10110430-01-01	10110430-01-01	10110430-01-01
DWJ 100 L	DWJ door 522 L	10107522-01-01L	10107522-54-01L	10107522-XX-01L
	Front wall 480	10110480-01-01	10110480-01-01	10110480-01-01
DWJ 100 R	DWJ door 522 R	10107522-01-01R	10107522-54-01R	10107522-XX-01R
	Front wall 480	10110480-01-01	10110480-01-01	10110480-01-01
DWJ 110 L	DWJ door 572 L	10107572-01-01L	10107572-54-01L	10107572-XX-01L
	Front wall 530	10110530-01-01	10110530-01-01	10110530-01-01
DWJ 110 R	DWJ door 572 R	10107572-01-01R	10107572-54-01R	10107572-XX-01R
	Front wall 530	10110530-01-01	10110530-01-01	10110530-01-01
DWJ 120 L	DWJ door 622 L	10107622-01-01L	10107622-54-01L	10107622-XX-01L
	Front wall 580	10110580-01-01	10110580-01-01	10110580-01-01
DWJ 120 R	DWJ door 622 R	10107622-01-01R	10107622-54-01R	10107622-XX-01R
	Front wall 580	10110580-01-01	10110580-01-01	10110580-01-01
DWJ 130 L	DWJ door 672 L	10107672-01-01L	10107672-54-01L	10107672-XX-01L
	Front wall 630	10110630-01-01	10110630-01-01	10110630-01-01
DWJ 130 R	DWJ door 672 R	10107672-01-01R	10107672-54-01R	10107672-XX-01R
	Front wall 630	10110630-01-01	10110630-01-01	10110630-01-01
DWJ 140 L	DWJ door 722 L	10107722-01-01L	10107722-54-01L	10107722-XX-01L
	Front wall 680	10110680-01-01	10110680-01-01	10110680-01-01
DWJ 140 R	DWJ door 722 R	10107722-01-01R	10107722-54-01R	10107722-XX-01R
	Front wall 680	10110680-01-01	10110680-01-01	10110680-01-01
DWJ 150 L	DWJ door 772 L	10107772-01-01L	10107772-54-01L	10107772-XX-01L
	Front wall 730	10110730-01-01	10110730-01-01	10110730-01-01
DWJ 150 R	DWJ door 772 R	10107772-01-01R	10107772-54-01R	10107772-XX-01R
	Front wall 730	10110730-01-01	10110730-01-01	10110730-01-01
DWJ 160 L	DWJ door 822 L	10107822-01-01L	10107822-54-01L	10107822-XX-01L
	Front wall 780	10110780-01-01	10110780-01-01	10110780-01-01
DWJ 160 R	DWJ door 822 R	10107822-01-01R	10107822-54-01R	10107822-XX-01R
	Front wall 780	10110780-01-01	10110780-01-01	10110780-01-01

## TECHNICAL DRAWINGS

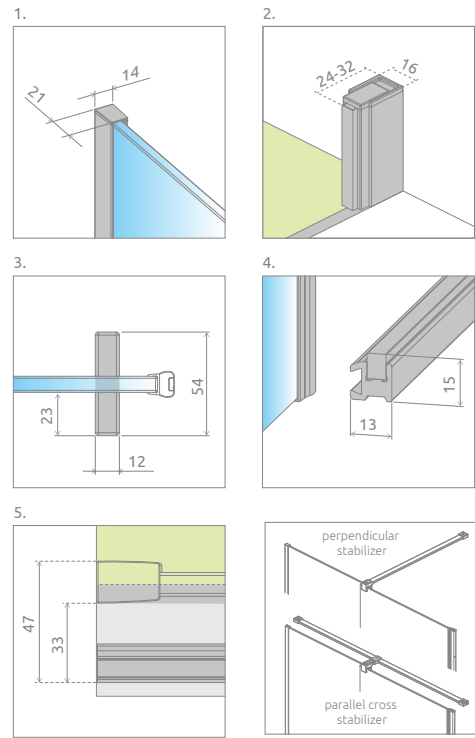


When installed on a shower tray – the minimum width of the edge of the shower tray is 43 mm, and its slope max 1 mm.

Model	X1	X2	D	H
DWJ 90	890-908	max 1200	373	2000
DWJ 100	990-1008	max 1200	423	2000
DWJ 110	1090-1108	max 1200	473	2000
DWJ 120	1190-1208	max 1200	523	2000
DWJ 130	1290-1308	max 1200	573	2000
DWJ 140	1390-1408	max 1200	623	2000
DWJ 150	1490-1508	max 1200	673	2000
DWJ 160	1590-1608	max 1200	723	2000




There is a possibility of a paid replacement of transparent gaskets for black gaskets:  
 – option no.1 – only magnetic gaskets,  
 – option no. 2 – all gaskets (magnetic, vertical and horizontal).  
 The selected option must be clearly stated in the order.



If the width of the front (X1) is  $\leq 1400$ , we can use two types of stabilization – perpendicular (delivered as standard) or parallel. This option should be clearly stated in the order.



It is possible to make the product with a railing handle which also functions as a towel hanger.

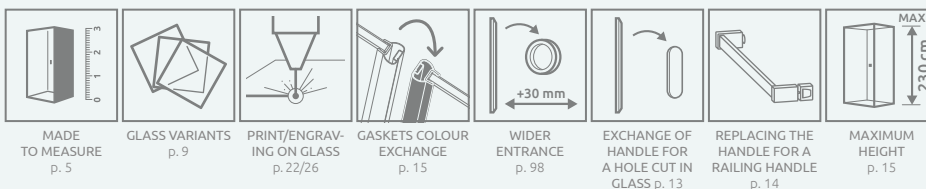


If the width of the front (X1)  $\leq 1400$ , it is possible to change the perpendicular support bar to the corner one. This option should be clearly stated in the order.



It is possible to extend the entrance by 30 mm by replacing the vertical handle with a round one <sup>1)</sup>. Please contact the Department of Non-standard Shower Enclosures

## ADDITIONAL OPTIONS



## RECOMMENDED SHOWER TRAYS



<sup>1)</sup> only chrome and black colour  
 Dimensions are given in mm.



**Furo DWJ RH**  
 Catalogue sheets are available at [www.radaway.eu](http://www.radaway.eu)