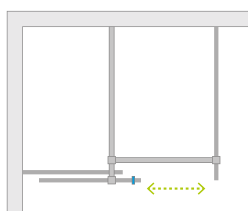


Furo KDJ

Other colour versions of products from the series can be found on p. 112



Profile finish:

Glossy:

Matte:



01 Chrome 09 Gold 54 Black

Brushed:



91 Nickel 99 Gold 92 GunMetal 93 Copper



Furo KDJ + Teos F Cemento



Shower enclosure set consists of 3 parts: front (two elements) and sidewall S1. Please specify all the article numbers when making an order.

In the article number, the symbol "XX" should be replaced with the symbol of the selected colour: 09, 91, 92, 93, 99

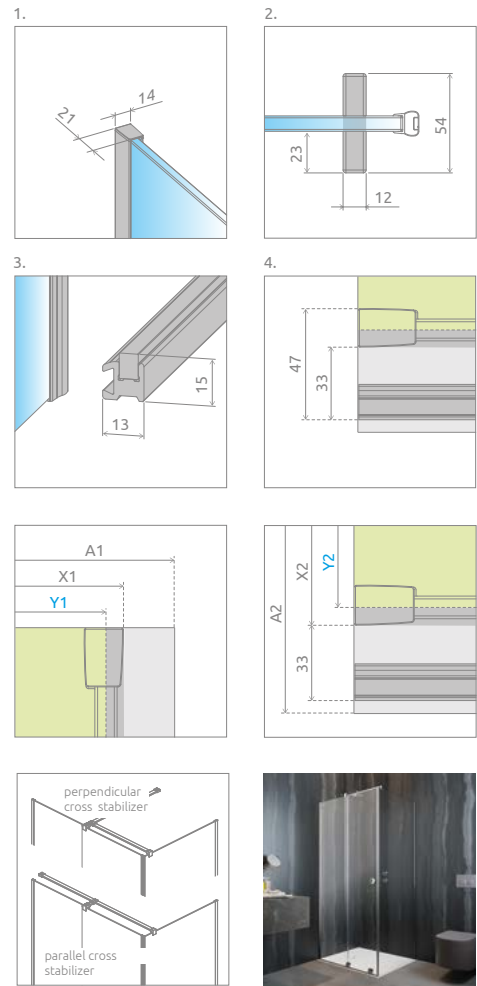
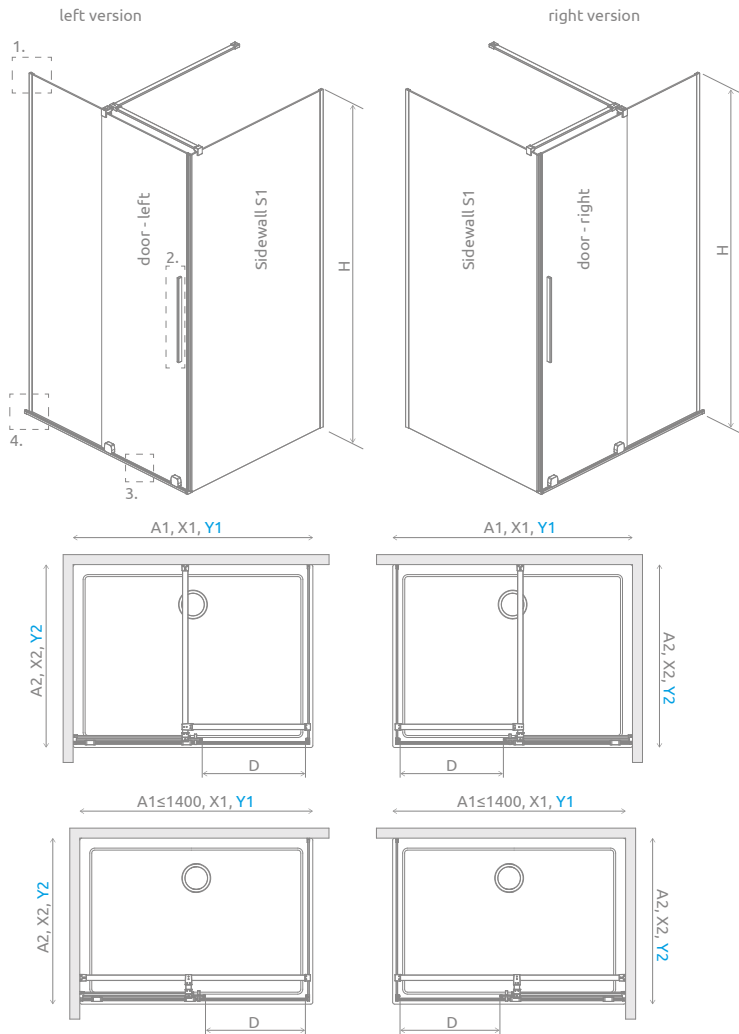
FRONT (consists of two elements, each with individual article number)

Model	Element	TRANSPARENT GLASS		
		profile finish: CHROME Art. No.	profile finish: BLACK Art. No.	profile finish: OTHERS Art. No.
KDJ front 90 L	KDJ door 472 L	10104472-01-01L	10104472-54-01L	10104472-XX-01L
	Front wall 430	10110430-01-01	10110430-01-01	10110430-01-01
KDJ front 90 R	KDJ door 472 R	10104472-01-01R	10104472-54-01R	10104472-XX-01R
	Front wall 430	10110430-01-01	10110430-01-01	10110430-01-01
KDJ front 100 L	KDJ door 522 L	10104522-01-01L	10104522-54-01L	10104522-XX-01L
	Front wall 480	10110480-01-01	10110480-01-01	10110480-01-01
KDJ front 100 R	KDJ door 522 R	10104522-01-01R	10104522-54-01R	10104522-XX-01R
	Front wall 480	10110480-01-01	10110480-01-01	10110480-01-01
KDJ front 110 L	KDJ door 572 L	10104572-01-01L	10104572-54-01L	10104572-XX-01L
	Front wall 530	10110530-01-01	10110530-01-01	10110530-01-01
KDJ front 110 R	KDJ door 572 R	10104572-01-01R	10104572-54-01R	10104572-XX-01R
	Front wall 530	10110530-01-01	10110530-01-01	10110530-01-01
KDJ front 120 L	KDJ door 622 L	10104622-01-01L	10104622-54-01L	10104622-XX-01L
	Front wall 580	10110580-01-01	10110580-01-01	10110580-01-01
KDJ front 120 R	KDJ door 622 R	10104622-01-01R	10104622-54-01R	10104622-XX-01R
	Front wall 580	10110580-01-01	10110580-01-01	10110580-01-01
KDJ front 130 L	KDJ door 672 L	10104672-01-01L	10104672-54-01L	10104672-XX-01L
	Front wall 630	10110630-01-01	10110630-01-01	10110630-01-01
KDJ front 130 R	KDJ door 672 R	10104672-01-01R	10104672-54-01R	10104672-XX-01R
	Front wall 630	10110630-01-01	10110630-01-01	10110630-01-01
KDJ front 140 L	KDJ door 722 L	10104722-01-01L	10104722-54-01L	10104722-XX-01L
	Front wall 680	10110680-01-01	10110680-01-01	10110680-01-01
KDJ front 140 R	KDJ door 722 R	10104722-01-01R	10104722-54-01R	10104722-XX-01R
	Front wall 680	10110680-01-01	10110680-01-01	10110680-01-01
KDJ front 150 L	KDJ door 772 L	10104772-01-01L	10104772-54-01L	10104772-XX-01L
	Front wall 730	10110730-01-01	10110730-01-01	10110730-01-01
KDJ front 150 R	KDJ door 772 R	10104772-01-01R	10104772-54-01R	10104772-XX-01R
	Front wall 730	10110730-01-01	10110730-01-01	10110730-01-01
KDJ front 160 L	KDJ door 822 L	10104822-01-01L	10104822-54-01L	10104822-XX-01L
	Front wall 780	10110780-01-01	10110780-01-01	10110780-01-01
KDJ front 160 R	KDJ door 822 R	10104822-01-01R	10104822-54-01R	10104822-XX-01R
	Front wall 780	10110780-01-01	10110780-01-01	10110780-01-01

SIDEWALL S1

Model	TRANSPARENT GLASS	
	profile finish: CHROME, GOLD, BLACK, BRUSHED: NICKEL, GOLD, GUNMETAL, COPPER Art. No.	
S1 70	10113070-01-01	
S1 75	10113075-01-01	
S1 80	10113080-01-01	
S1 90	10113090-01-01	
S1 100	10113100-01-01	
S1 110	10113110-01-01	
S1 120	10113120-01-01	

TECHNICAL DRAWINGS



Furo KDJ RH
 Catalogue sheets are available at www.radaway.eu

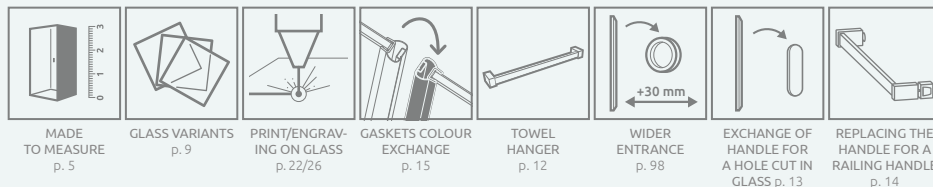
When installed on a shower tray – the minimum width of the edge of the shower tray is 43 mm, and its slope max 1 mm.

If the width of the front (A1) is ≤ 1400, we can use two types of stabilization – perpendicular or parallel (delivered as standard). This option should be clearly stated in the order.


Front	A1	X1	Y1	D	H
KDJ Front 90	900	885-895	879-889	370	2000
KDJ Front 100	1000	985-995	979-989	420	2000
KDJ Front 110	1100	1085-1095	1079-1089	470	2000
KDJ Front 120	1200	1185-1195	1179-1189	520	2000
KDJ Front 130	1300	1285-1295	1279-1289	570	2000
KDJ Front 140	1400	1385-1395	1379-1389	620	2000
KDJ Front 150	1500	1485-1495	1479-1489	670	2000
KDJ Front 160	1600	1585-1595	1579-1589	720	2000

Sidewall S1	A2	X2	Y2
S1 70	700	650-660	644-654
S1 75	750	700-710	694-704
S1 80	800	750-760	744-754
S1 90	900	850-860	844-854
S1 100	1000	950-960	944-954
S1 110	1100	1050-1060	1044-1054
S1 120	1200	1150-1160	1144-1154

ADDITIONAL OPTIONS



It is possible to make the product with a railing handle which also functions as a towel hanger.



RECOMMENDED SHOWER TRAYS



There is a possibility of a paid replacement of transparent gaskets for black gaskets:
 – option no. 1 – only magnetic gaskets,
 – option no. 2 – all gaskets (magnetic, vertical and horizontal).
 The selected option must be clearly stated in the order.

¹⁾ only chrome and black colour
 Dimensions are given in mm.