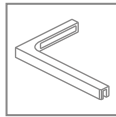
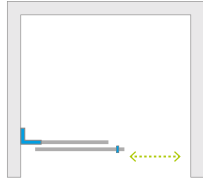


Furo SL DWJ

Other colour versions of products from the series can be found on p. 112



Profile finish:

Glossy:



01 Chrome

09 Gold

54 Black

Brushed:



91 Nickel

99 Gold

92 GunMetal

93 Copper



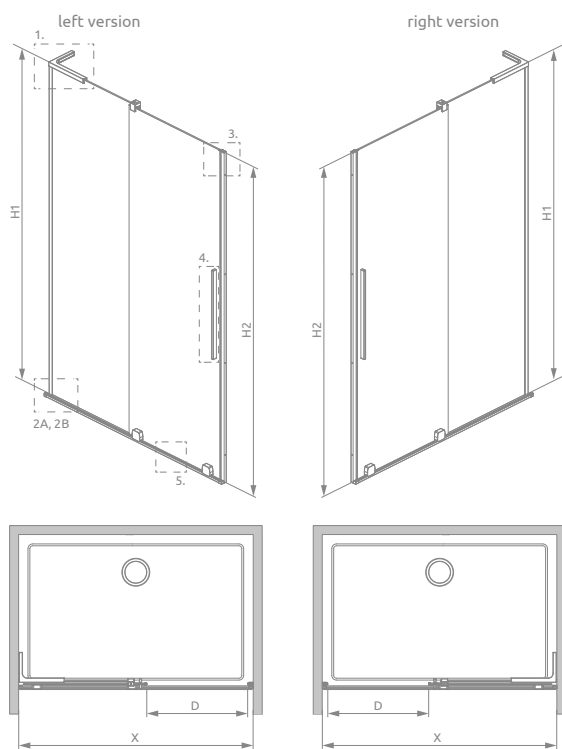
Furo SL DWJ + Teos F

Shower enclosure set consists of 2 parts: shower door and front wall. Please specify both article numbers when making an order.

In the article number, the symbol "XX" should be replaced with the symbol of the selected colour: 09, 91, 92, 93, 99


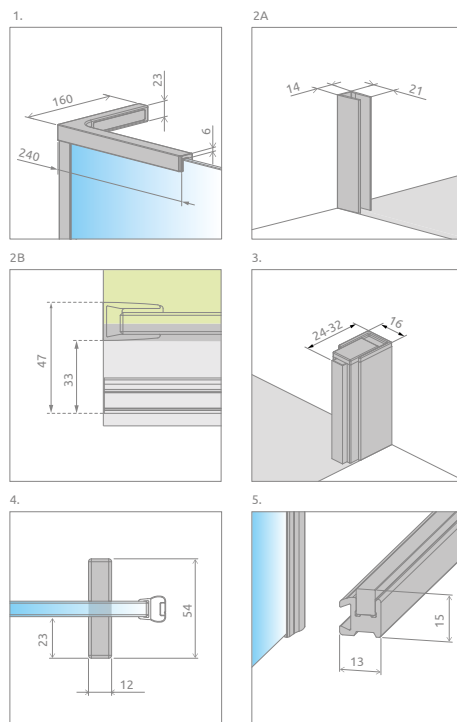
Model	Element	TRANSPARENT GLASS		
		profile finish: CHROME Art. No.	profile finish: BLACK Art. No.	profile finish: OTHERS Art. No.
SL DWJ 90 L	DWJ door 472 L	10307472-01-01L	10307472-54-01L	10307472-XX-01L
	Front wall 430	10110430-01-01	10110430-01-01	10110430-01-01
SL DWJ 90 R	DWJ door 472 R	10307472-01-01R	10307472-54-01R	10307472-XX-01R
	Front wall 430	10110430-01-01	10110430-01-01	10110430-01-01
SL DWJ 100 L	DWJ door 522 L	10307522-01-01L	10307522-54-01L	10307522-XX-01L
	Front wall 480	10110480-01-01	10110480-01-01	10110480-01-01
SL DWJ 100 R	DWJ door 522 R	10307522-01-01R	10307522-54-01R	10307522-XX-01R
	Front wall 480	10110480-01-01	10110480-01-01	10110480-01-01
SL DWJ 110 L	DWJ door 572 L	10307572-01-01L	10307572-54-01L	10307572-XX-01L
	Front wall 530	10110530-01-01	10110530-01-01	10110530-01-01
SL DWJ 110 R	DWJ door 572 R	10307572-01-01R	10307572-54-01R	10307572-XX-01R
	Front wall 530	10110530-01-01	10110530-01-01	10110530-01-01
SL DWJ 120 L	DWJ door 622 L	10307622-01-01L	10307622-54-01L	10307622-XX-01L
	Front wall 580	10110580-01-01	10110580-01-01	10110580-01-01
SL DWJ 120 R	DWJ door 622 R	10307622-01-01R	10307622-54-01R	10307622-XX-01R
	Front wall 580	10110580-01-01	10110580-01-01	10110580-01-01

TECHNICAL DRAWINGS



When installed on a shower tray – the minimum width of the edge of the shower tray is 43 mm, and its slope max 1 mm.

Model	X1	D	H
SL DWJ 90	890-908	373	2000
SL DWJ 100	990-1008	423	2000
SL DWJ 110	1090-1108	473	2000
SL DWJ 120	1190-1208	523	2000



There is a possibility of a paid replacement of transparent gaskets (vertical and horizontal) for black gaskets. This option should be clearly stated in the order.

It is possible to make the product with a railing handle which also functions as a towel hanger.




It is possible to extend the entrance by 30 mm by replacing the vertical handle with a round one ¹⁾. Please contact the Department of Non-standard Shower Enclosures

ADDITIONAL OPTIONS

MADE TO MEASURE p. 5	GLASS VARIANTS p. 9	PRINT/ENGRAVING ON GLASS p. 22/26	GASKETS COLOUR EXCHANGE p. 15	WIDER ENTRANCE p. 98	EXCHANGE OF HANDLE FOR A HOLE CUT IN GLASS p. 13	REPLACING THE HANDLE FOR A RAILING HANDLE p. 14	MAXIMUM HEIGHT p. 15

RECOMMENDED SHOWER TRAYS



Possibility of replacing the standard handle with a 35x120 mm hole cut in the glass pane.

¹⁾ only chrome and black colour
Dimensions are given in mm.