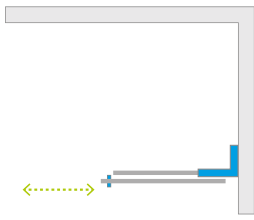


Furo SL Walk-in

Other colour versions of products from the series can be found on p. 71



Profile finish:

Glossy:



01 Chrome



09 Gold



54 Black

Matte:



91 Nickel



99 Gold



92 GunMetal



93 Copper



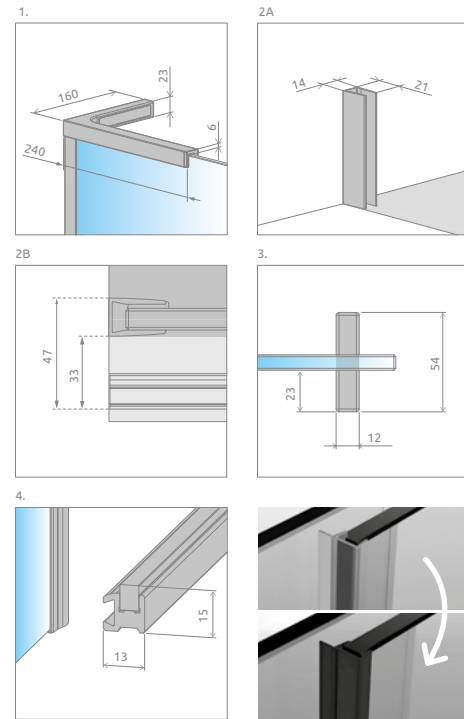
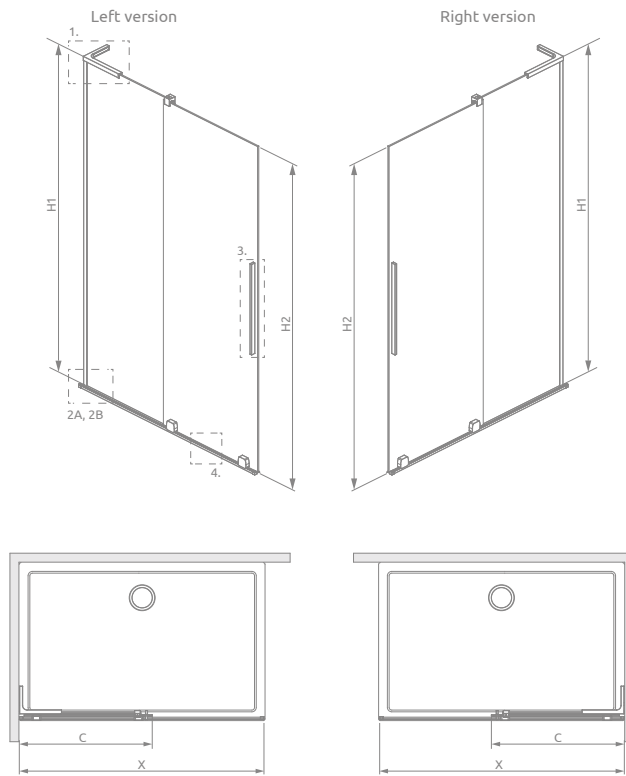
Furo Walk-in + Kyntos F Black

In the article number, the symbol "XX" should be replaced with the symbol of the selected colour: 09, 91, 92, 93, 99

Shower enclosure set consists of 2 parts: shower door and front wall. Please specify all the article numbers when making an order.

Model	Element	TRANSPARENT GLASS		
		profile finish: CHROME Art. No.	profile finish: BLACK Art. No.	profile finish: OTHERS Art. No.
SL Walk-in 80 L	Door 438 L	10306438-01-01L	10306438-54-01L	10306438-XX-01L
	Front wall 394	10110394-01-01	10110394-01-01	10110394-01-01
SL Walk-in 80 R	Door 438 R	10306438-01-01R	10306438-54-01R	10306438-XX-01R
	Front wall 394	10110394-01-01	10110394-01-01	10110394-01-01
SL Walk-in 90 L	Door 488 L	10306488-01-01L	10306488-54-01L	10306488-XX-01L
	Front wall 444	10110444-01-01	10110444-01-01	10110444-01-01
SL Walk-in 90 R	Door 488 R	10306488-01-01R	10306488-54-01R	10306488-XX-01R
	Front wall 444	10110444-01-01	10110444-01-01	10110444-01-01
SL Walk-in 100 L	Door 538 L	10306538-01-01L	10306538-54-01L	10306538-XX-01L
	Front wall 494	10110494-01-01	10110494-01-01	10110494-01-01
SL Walk-in 100 R	Door 538 R	10306538-01-01R	10306538-54-01R	10306538-XX-01R
	Front wall 494	10110494-01-01	10110494-01-01	10110494-01-01
SL Walk-in 110 L	Door 588 L	10306588-01-01L	10306588-54-01L	10306588-XX-01L
	Front wall 544	10110544-01-01	10110544-01-01	10110544-01-01
SL Walk-in 110 R	Door 588 R	10306588-01-01R	10306588-54-01R	10306588-XX-01R
	Front wall 544	10110544-01-01	10110544-01-01	10110544-01-01
SL Walk-in 120 L	Door 638 L	10306638-01-01L	10306638-54-01L	10306638-XX-01L
	Front wall 594	10110594-01-01	10110594-01-01	10110594-01-01
SL Walk-in 120 R	Door 638 R	10306638-01-01R	10306638-54-01R	10306638-XX-01R
	Front wall 594	10110594-01-01	10110594-01-01	10110594-01-01


TECHNICAL DRAWINGS




There is a possibility of a paid replacement of transparent gaskets (vertical and horizontal) for black gaskets. This option should be clearly stated in the order.



It is possible to make the product with a railing handle ¹⁾ which also functions as a towel hanger.



It is possible to extend the entrance by 30 mm by replacing the vertical handle with a round one ²⁾. Please contact the customer service department.



Possibility of replacing the standard handle with a 35x120 mm hole cut in the glass pane.


When installed on a shower tray – the minimum width of the edge of the shower tray is 43 mm, and its slope max 1 mm.

Model	X1	C	H1	H2
Walk-in 80	790-800	453-463	2006	2000
Walk-in 90	890-900	503-513	2006	2000
Walk-in 100	990-1000	553-563	2006	2000
Walk-in 110	1090-1100	603-613	2006	2000
Walk-in 120	1190-1200	653-663	2006	2000

ADDITIONAL OPTIONS

MADE TO MEASURE p. 5	GLASS VARIANTS p. 9	PRINT/ENGRAVING ON GLASS p. 22/26	GASKETS COLOUR EXCHANGE p. 15	WIDER ENTRANCE p. 98	EXCHANGE OF HANDLE FOR A HOLE CUT IN GLASS p. 13	REPLACING THE HANDLE FOR A RAILING HANDLE p. 14	MAXIMUM HEIGHT p. 15

RECOMMENDED SHOWER TRAYS



¹⁾ only chrome, gold and black colour ²⁾ only chrome and black colour
Dimensions are given in mm.